



**Gallagher**

Insurance | Risk Management | Consulting

# Gender Pay Narrative

## Dorchester Hotels Ltd

22<sup>nd</sup> February 2022

Katherine Murray and Diane Taylor | Consultants  
Gallagher | Reward & Benefits Consulting  
The Walbrook Building, 25 Walbrook, London,  
EC4N 8AW

Katherine\_murray@ajg.com |  
Diane\_taylor@ajg.com

[www.ajg.com/uk](http://www.ajg.com/uk)

## Table of Contents

1. Introduction .....	2
2. Foreword .....	2
3. Gender Pay Gap .....	3
4. Bonus Payments and Participation .....	4
5. Career Paths and Earnings .....	4
6. Year on Year Comparison .....	7
7. Closing remarks .....	8

## 1. Introduction

In light of the Government Regulations regarding Mandatory Gender Pay Gap Reporting, which applies to all employers in England, Wales and Scotland with at least 250 employees as of the 5th of April 2021 snapshot date, Gallagher Reward Consulting have been tasked with writing the Gender Pay Narrative to support the gender pay gap reporting requirements for Dorchester Hotel Ltd.

## 2. Foreword

As a business we have a passion for excellence and innovation, honouring the individuality and heritage of our iconic hotels. Everything we do, from our financial disciplines to our human resource policies, is focused on that aspiration. Our business comprises three key areas: The Dorchester, 45 Park Lane and the regional office which supports our London hotels. As an organisation, our vision is to be the ultimate hotel management company delivering expertise and care to our guests so they feel treasured, while cherishing our employees and ensuring our brand is celebrated worldwide.

Like many organisations, the Coronavirus (COVID-19) pandemic has had a significant impact on our organisation. In some areas of our business, we have needed to furlough teams, adapt quickly to remote working, and assist individuals with shielding, self-isolating or increased childcare and home-schooling responsibilities.

The full impact of the Coronavirus (COVID-19) pandemic is reflected in our 2021 gender pay gap reporting as the consequences for women of increased childcare and home schooling responsibilities, furlough and job losses, are realised. We recognise that these pressures are shrinking an already pressurised female talent pool and continue to create the potential for the gender pay gap to widen as a result across the UK. We believe at Dorchester Hotel Ltd it is therefore even more critical at this time to remain committed and focused on equality as we work towards a more gender balanced workforce.

We care for our people and recognise that they are our greatest asset. We want to ensure our workforce is diverse and inclusive and our culture continues to be open and fair. We are passionate about being an inclusive organisation and seek to provide job opportunities for everyone regardless of gender, age, background and nationality. We are committed to building an organisation which leverages individuals' unique talents so that we deliver a world-class service to our customers.

We continue our journey towards a more gender balanced organisation, building upon the action plan we established to improve our programmes and activities already in place. We have a mean gender pay gap of just 1.62% favouring males, with our median gender pay gap having been eliminated. These figures compare very favourably to the national figures reported by the Office for National Statistics. We actively continue to invest in providing access to training and development opportunities to our entire workforce to encourage and promote progression across the organisation.

Females currently represent 41% of our overall workforce. Last year 40% of employee promotions were female, with 75% of those being promoted into management positions.

In our fifth reporting year, our leadership team continues to strive towards making our organisation a fair and balanced workplace. A number of initiatives are collectively influential in taking strides towards moving Dorchester Hotels Ltd towards a more gender balanced workforce.

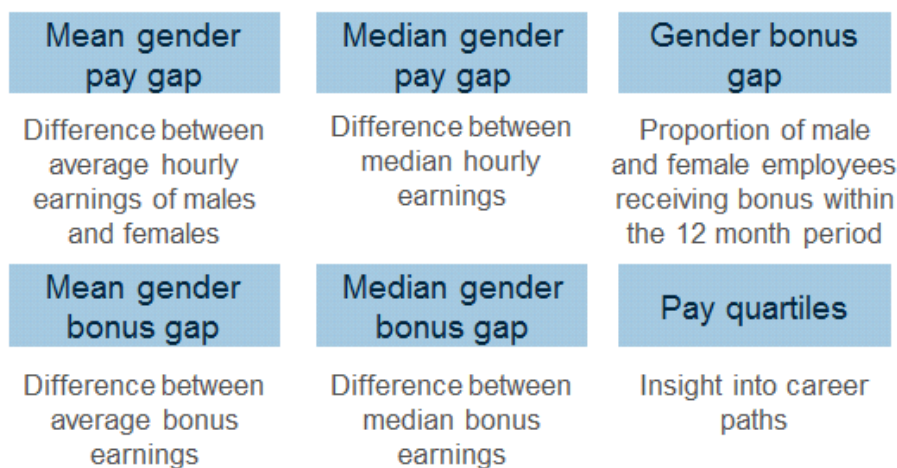
We have launched our Women in Leadership programme, designed to highlight the importance of female capability across our organisation as we seek to nurture women in our workforce. We continue to actively focus

on increasing the proportion of female candidates identified for new roles and developing alternative recruitment pipelines. We continue to ensure our HR policies encourage and support flexible working within the organisation and are working to ensure that what we have in place works for everyone. Our HR team actively supports our diversity message across the organisation by positively influencing and challenging our hiring managers to ensure they recognise how their individual behaviours and actions impact our overall ability to create an open, fair and inclusive workplace culture which reflects our company values. We regularly challenge our recruitment partners to ensure their approach reflects our values in all they do and creatively exploit different channels to source talent.

We continue to encourage greater female representation across the organisation through a variety of initiatives and are committed to maintaining the momentum we have experienced over the last year, as we strive towards a more gender balanced organisation.

### 3. Gender Pay Gap

Mandatory Gender Pay Gap Reporting applies to all private and voluntary sector employers in England, Wales and Scotland with at least 250 employees as of the 5th of April 2021 snapshot date. Those organisations are required to publicly report their gender pay gap metrics as follows on the government-sponsored website, with the aim of eliminating the gender pay gap:



As of the 5th April 2021 payroll, our mean gender pay gap stood at just 1.62% favouring males, with our median gender pay being eliminated:

Mean Hourly Pay Differences		Median Hourly Pay Differences	
	Full Pay Employees		Full Pay Employees
Male Hourly Rate	£15.75	Male Hourly Rate	£13.27
Female Hourly Rate	£15.49	Female Hourly Rate	£13.27
<b>Pay Gap</b>	<b>1.62%</b>	<b>Pay Gap</b>	<b>0.00%</b>

These are both significantly below the national mean (14.6%) and well below the median (15.4%) as reported by the Office of National Statistics, 2021.

The underlying reason behind the mean gap is predominantly due to the higher representation of women in more junior roles in our organisation and higher representation of males in more senior leadership roles. Both the Food & Beverage & Hospitality sectors of the industry are typically male-dominated and this is reflected across our organisation, recognising the majority of our roles are sourced from this industry. We know we have a lack of female representation in some of our more highly-skilled roles which is contributing to our pay gap as we have a predominance of highly-qualified males in higher-paid roles though we strive to source female talent when roles become vacant.

We are confident that all our HR processes and practices ensure that men and women are paid equally for doing equivalent jobs across our organisation. While females currently represent 41% of our overall workforce, we are pleased that 25% of our Executive roles are currently being undertaken by females.

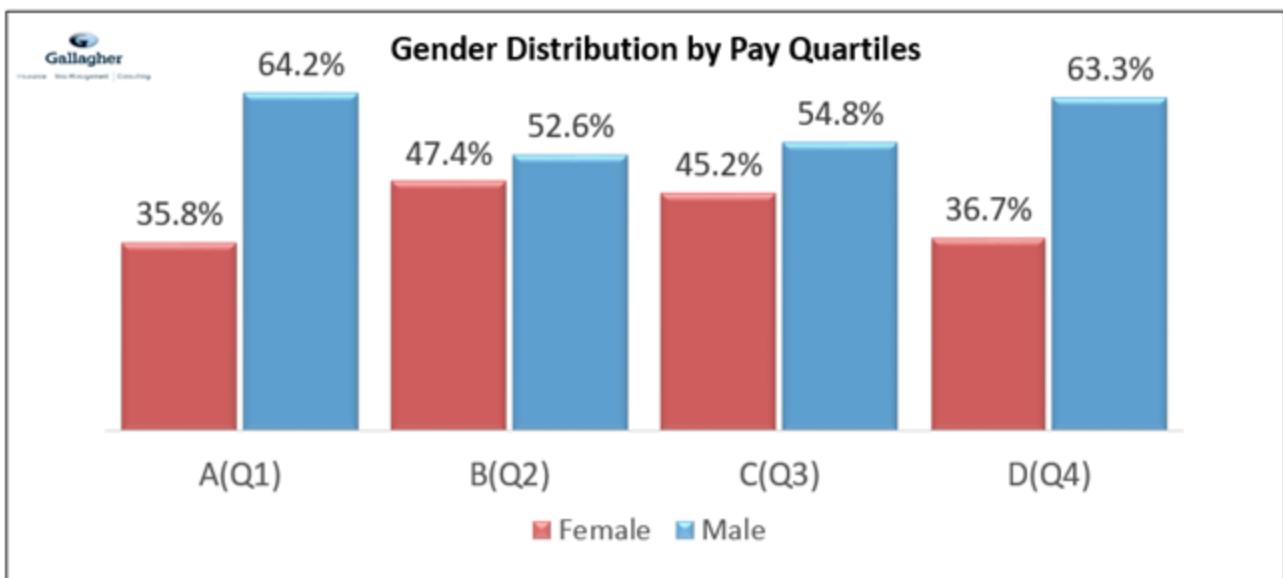
#### 4. Bonus Payments and Participation

In light of economic circumstances, no bonuses were awarded this year. We were pleased to be able to deliver full pay to all our workforce during the Coronavirus (COVID-19) pandemic, as we guaranteed all jobs during this time.

Discretionary performance-related bonuses are awarded and paid on an annual basis, taking account of company, business area and individual performance. As an equal opportunities employer, all our permanent employees irrespective of their position, age, gender or ethnicity, are eligible for bonus.

#### 5. Career Paths and Earnings

Our gender distribution by quartiles, as defined by the regulations, show us that while female employees are well represented in the second lower and second higher quartiles, they are underrepresented in both the lowest and highest pay quartile.



## **HR Strategy**

Our HR philosophy is to attract and retain high calibre individuals and to leverage their unique talents to help create unique guest experiences every day.

As part of this, we continue to actively create an environment where everyone is motivated to develop and progress through innovative HR policies and practices and an encouraging environment. We proactively keep in touch with those on maternity leave and are pleased that we saw a 80% return rate in 2021, up from 77% in the last reporting cycle. We look to support our career returners with different tools to positively impact their back to work experience.

We recognise the motivational importance of positive senior role models to inspire confidence and success. We are pleased that a quarter of our Executive roles are occupied by females. Overall 35% of management positions are held by women. We acknowledge that our strategy needs to evolve to ensure that we attract a higher proportion of females into our organisation and that we actively ensure our hiring managers reflect our strategic approach to diversity.

We ensure that all our HR policies and tools proactively support flexible working across the organisation as we believe that these policies encourage our talented and driven employees to deliver results and in turn advance their careers in our organisation. We recognise that the nature of the shift working patterns of some of our roles can detrimentally impact on the ability of parents to balance both family and career and we continue to ensure our HR policies and practices encourage and support flexible working within the organisation.

We ensure roles are externally benchmarked on an annual basis, enabling us to obtain accurate market rates for each role. We acknowledge pay differentials may still remain in certain cases due to factors such as length of service, seniority and performance. Where pay differentials exist due to gender and are not justified by length of service, seniority or performance, we ensure that every effort is made to bridge those gaps. As part of our annual performance management and pay review process we ensure that our people are being paid fairly based on their role, responsibilities, experience and performance.

## **Recruitment**

We ensure our recruitment approaches have a strong focus on ensuring a greater gender balance in potential candidates presented. We continue to develop alternative pipelines as we proactively engage different sections of the job market and creatively exploit different channels to promote our employer brand. We run targeted marketing campaigns to showcase our women in leadership positions, celebrating when they have been recognised externally.

We continue to actively challenge all our hiring managers to ensure their behaviour reflects our values in all their interactions.

We are committed to building long term partnerships with local schools, promoting our industry and offering career advice to prospective new hires. We are pleased that over 52% of our apprentices and 46% of our graduates are female and we will continue to work hard to increase these proportions.

We are proud that we guaranteed all roles and kept our workforce on full pay during the Coronavirus (COVID-19) pandemic.



## Development

Employee Development is a key focus within our organisation and we are committed to making the most effective use of the talent, skills and abilities of our employees. We support the training and development of all our employees and as part of this run a Cross Exposure Programme designed to provide cross-functional experience where we actively encourage more females to participate. As part of succession planning, by partnering with our sister property, we have successfully seconded 81 employees, 18 of whom have now permanently transferred.

We aim to ensure women are not only better represented within our organisation but most importantly supported, and have set female participation goals for each of our training programmes. We actively develop and nurture our female management capability through our Executive Mentoring programme. We rigorously apply a gender lens to all our talent development and succession planning discussions.

We have launched our Women in Leadership programme, designed to highlight the importance of female capability across our organisation as we seek to nurture women in our workforce. To kickstart this, we have hosted panel sessions involving senior female leaders, to better share experiences, attended by 56 participants. We intend to develop more initiatives into a tailored programme of events throughout the year, to help women progress in our workforce.

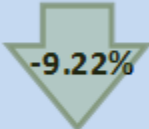

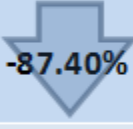
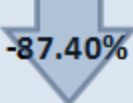
In recognition of the impact the Coronavirus (COVID-19) pandemic was having on our leaders, we ran a 10-week course for 15 participants, designed to better support and equip our leaders with tools focused on resilience, emotional intelligence, dealing with constant change. From this, 8 people then benefitted from individual coaching sessions. We have launched a Networking group for our senior leaders which meet on a monthly basis to share experience and collaborate best practices to better execute our organisational strategy.

Supported by our Diversity Executive Champion, we seek to highlight the importance of inclusion across our organisation, opening up dialogue and building awareness on issues relating to respect for diversity in business.

We are pleased with the success of our Apprenticeship programme, with 41% of our latest cohort being successfully promoted following completion.

## 6. Year on Year Comparison

When we consider year on year comparison, we see positive trends in the form of a narrowing gender pay gap at the mean, with the median gender pay gap being eliminated. As no one received a bonus, there is no year over year commentary.

	2019	2020	2021	2021 Vs 2020
Mean Gender Pay Gap	4.58%	10.84%	<b>1.62%</b>	 -9.22%
Median Gender Pay Gap	1.43%	4.99%	<b>0.00%</b>	 -4.99%
Mean Gender Bonus Gap	12.52%	29.17%	-	-
Median Gender Bonus Gap	0.00%	0.00%	-	-
Males receiving bonus	60.32%	87.40%	<b>0.00%</b>	 -87.40%
Females receiving bonus	60.19%	87.40%	<b>0.00%</b>	 -87.40%



## 7. Closing remarks

We know and understand the reasons why we see a gender pay gap within our organisation and are committed to actively managing this differential, as we try to move towards a more gender balanced workforce.

We constantly develop and improve our HR policies and practices to encourage and promote the development and progression of all our employees. We will continue to leverage technology to help us identify areas of our organisation that need renewed focus to drive continuous improvement relating to gender equality.

Building on our values detailed below, we will continue to work with all of our employees, and regardless of ethnicity, gender, age, disability, religion or sexual orientation, provide them with opportunities to build their confidence and help them in reaching their full potential.

### **Our Values**

- **Passion:** with pride, we enthusiastically deliver exceptional service
- **Personality:** with confidence, we take on challenges as opportunities to express our generosity
- **Respect:** with integrity and fairness, we value the diversity of people, cultures and environments
- **Working together:** with trust, we act as one team celebrating everyone's contribution and successes
- **Creativity:** with a spirit of curiosity, creativity and ongoing learning, we share creative solutions for continuous improvement



Gallagher and Gallagher Employee Benefits are trading names of Gallagher Risk & Reward, which is authorised and regulated by the Financial Conduct Authority. Registered Office: The Walbrook Building, London, EC4N 8AW. Registered in England and Wales. Company Number: 3265272. Not all business carried out by the company is regulated.  
[www.ajg.com/uk](http://www.ajg.com/uk)



**Gallagher**

Insurance | Risk Management | Consulting